

What and how do designers design?

A Theory of Design Structure and Layers

Andrew Gibbons

Editor's Note

The following was originally published in *TechTrends*, and is published here by permission.

Gibbons, A. S. (2003). What and how do designers design? *TechTrends*, 47(5), 22-25.

A question I always ask my Instructional Technology students at Utah State University is, "What do instructional designers design?" We have had interesting discussions on this question, and I try to revisit the question at several points throughout all of my classes. I find that the students' perceptions of what instructional designers design changes over time. This is no doubt a product of the faculty's teaching, but it also represents a personal commitment that the student makes. What the student commits to is what I would like to talk about. My thesis will be that it is a commitment to a particular layer of the evolving instructional design. I will talk about the layering of instructional designs and the implications for both teaching and practicing instructional design.

The Centrisms

Here are some of the phases I see students evolving through as they mature in their theoretic and practical knowledge:

Media-centrism. Media-centric designs place great emphasis on the constructs related to the instructional medium. The technology itself holds great attraction for new designers. They often construct their designs in the vocabulary of the medium rather than seeing the medium as a plastic and preferably invisible channel for learning interaction (See Norman, 1988; 1999). We are currently experiencing a wave of new media-centric designers due to the accessibility of powerful multimedia tools and large numbers of designers “assigned into” computer-based and Web-based training design. Most of these designers speak in terms of the medium’s constructs (the “page,” the “hyperlink,” the “site,” etc.) as the major design building blocks. Many struggle as they attempt to apply inadequate thought tools to complex design problems.

Message-centrism. Realizing that media design building blocks do not automatically lead to effective designs, most designers begin to concentrate on “telling the message better” in order to “get the idea across” or “make it stick.” This is a phase I call message-centrism. Message-centric design places primary importance on message-related constructs—main idea, explanation, line of argument, dramatization, etc.— and employs media constructs secondarily, according to the demands of the message. The media constructs are used, but they are used to serve the needs of better messaging. Better message telling means different things to different designers: providing better illustrations, using animations, wording the message differently, using analogies, or focusing learner attention using attention-focusing questions, emphasis marks, repetition, or increased interactivity.

Strategy-centrism. Message-centrism is normally followed by a

recognition of underlying structural similarities within messages and interactions that cross subject-matter boundaries and that have important instructional implications. This leads to a new viewpoint I call strategy-centric design thinking. Strategy-centrism considers the structured plan of messaging and interaction as a main source of instructional effectiveness. Therefore, the designer's first attention is to strategic constructs that are appropriate to instruction in categorized varieties of learning. Strategy-centric design can be viewed as the use of rules to governing the delivery of compartmentalized information and interaction elements (Gagne, 1985; Merrill, 1994). This can be a very useful conception for both the designer and the learner, and structured strategy is an important key to logic templating and design automation.

Model-centrism. Whereas strategy centrism permits the use of instructional experts (Zhang, Gibbons, & Merrill, 1997), it does not lead the designer to design interactive micro-worlds in which instruction can take place through problem solving. This realization leads to model-centered design thinking. Model centering encourages the designer to think first in terms of the system and model constructs that lie at the base of subject-matter knowledge. The designer therefore gives first consideration to identifying, capturing, and representing in interactive form the substance of these constructs. Then to this base of design is added strategy, message, and media constructs. Model-centrism is the common thread running through virtually all new-paradigm instructional approaches (for a review, see Gibbons & Fairweather, 2000). Many current researchers consider learning to be a problem-solving activity (Anderson, 1993; Brown & Palincsar, 1989; Schank, 1994; VanLehn, 1993). If this view is correct, then the designer must also give first preference to decisions about the problems the learner will be asked to solve. A model-centered view prescribes instructional augmentations that support problem solving in the form of coaching and feedback systems, representation systems, control systems, scope dynamics, and embedded didactics (see Gibbons, Fairweather, Anderson, & Merrill, 1997).

These phases in the maturation of design thinking tend to be encountered by new designers in the same order, and one could make the argument that these phases describe the history of research interests in the field of instructional technology as a whole. A good place to see this trend in cross-section is the articles in the *Annual Review of Psychology* beginning with the review by Lumsdaine and May (1965) and progressing through subsequent chapters by Anderson (1967); Gagne & Rohwer (1969); Glaser & Resnick (1972); McKeachie (1974); Wittrock & Lumsdaine (1977); Resnick (1981); Gagne & Dick (1983); Pintrich, Cross, Kozma & McKeachie (1986); Snow & Swanson (1992); Voss, Wiley & Carretero (1995); Sandoval (1995); VanLehn (1996); Carroll (1997); Palincsar (1998); and Medin, Lynch & Solomon (2000).

I am interested in this paper in exploring the roots of this progression. Important clues can be found in design areas outside of instructional design. A provocative statement on design structure is given by Brand (1994) in a description of how buildings are seen by architects and structural engineers. Brand begins by stating that architects see a building as a system of layers rather than as a unitary designed entity. He names six general layers, illustrated in Figure 1 and described below in his own words:

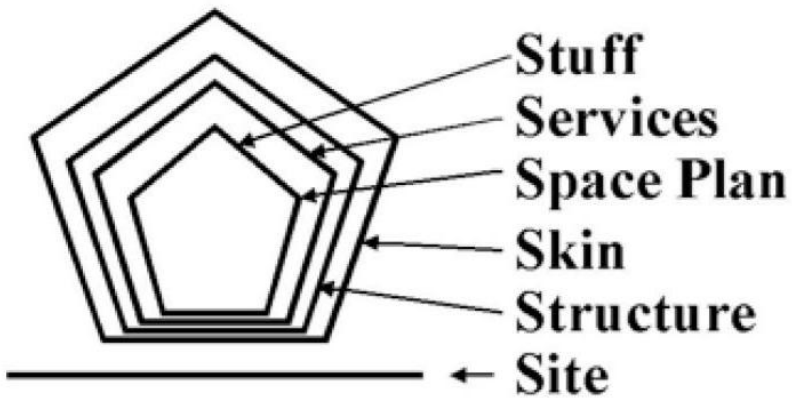


Figure 1. Layers of building design.

- **SITE** - This is the geographical setting, the urban location, and the legally defined lot, whose boundaries and context outlast generations of ephemeral buildings. “Site is eternal,” Duffy agrees.
- **STRUCTURE** - The foundation and load-bearing elements are perilous and expensive to change, so people don’t. These **are** the building. Structural life ranges from 30 to 300 years (but few buildings make it past 60, for other reasons).
- **SKIN** - Exterior surfaces now change every 20 years or so, to keep with fashion and technology, or for wholesale repair. Recent focus on energy costs has led to reengineered Skins that are air-tight and better insulated.
- **SERVICES** - These are the working guts of a building: communications wiring, electrical wiring, plumbing, sprinkler system, HVAC (heating, ventilating, air conditioning), and moving parts like elevators and escalators. They wear out or obsolesce every 7 to 15 years. Many buildings are demolished early if their outdated systems are too deeply embedded to replace easily.
- **SPACE PLAN** - The interior layout—where walls, ceilings,

floors, and doors go. Turbulent commercial space can change every 3 years or so; exceptionally quiet homes might wait 30 years.

- STUFF - Chairs, desks, phones, pictures, kitchen appliances, lamps, hair brushes; all the things that twitch around daily to monthly. Furniture is called **mobilia** in Italian for good reason. (p. 13)

Brand points out some important implications of the layered view of design:

1. That layers of a design age at different rates,
2. That layers must be replaced or modified on different time schedules,
3. That the layers must be articulated with each other somehow, and
4. That designs should provide for articulation in such a way that change to one layer entails minimum disruption to the others.

In work for the Center for Human-Systems Simulation, my colleagues Jon Nelson and Bob Richards and I have applied Brand's ideas to instructional design (Gibbons, Nelson & Richards, 2000). We have found that instructional designs can indeed be conceived of as multiple layers of decision making with respect to different sets of design constructs, and we find a rough correspondence between the layers and the phases of designer thinking already described. Gibbons, Lawless, Anderson and Duffin (2001) show how layers of a design are compressed at a "convergence zone" with tool constructs that give them real existence and embody them in a product.

Tables 1 through 7 following this article, summarize what we think are the important layers of an instructional design: model/content, strategy, control, message, representation, media-logic, and management. Each layer is characterized in the tables by the following sets:

- A set of design goals unique to the layer,
- A set of design constructs unique to the layer,
- A set of theoretic principles for the selection and use of design constructs,
- A set of design and development tools, and
- A set of specialized design processes.

In addition, a layer often corresponds with a set of specialized design skills with its own lore, design heuristics, technical data, measurements, algorithms, and practical considerations. The boundaries of these skills over time tend to harden into lines of labor division, especially as technical sophistication of tools and techniques increases.

More detailed principles of design layering are outlined in Gibbons, Nelson, and Richards (2000). The purpose of the present paper is to show how design layering influences the designer's thinking and allows it to change over time into entirely new ways of approaching the design task. The media, message, strategy, and model-centric phases designers experience can be explained as the necessary focus of the designer first and foremost on a particular layer of the design. That is, the designer enters the design at the layer most important to the design or with which the designer is most familiar and comfortable.

Media-centric designers do not ignore decisions related to other layers, but because they may not yet be fully acquainted with the principles of design at other layers, they naturally think in terms of the structures they do know or can acquire most rapidly—media structures. As designers become aware of principles at other layers through experience and the evaluation of their own designs, focus can shift to the constructs of the different layers: message structurings, strategy structurings, and model and content structurings. Each step of the progression in turn gives the designer a new set of constructs and structuring principles to which to give the most attention, with

other layers of the design being determined secondarily, but not ignored.

Is there a “right” layer priority in designs? Should designers always be counseled to enter the design task with a particular layer in mind? It is not possible to say, because design tasks most often come with constraints attached, and one of those constraints may predetermine a primary focus on a layer. An assignment to create a set of videotapes will lead the designer to pay first and last attention to the media-logic and representation layers, and other layers are forced to comply with the constraint within the limits of the designer’s ingenuity.

Conclusion

The design layering concept has many implications. In this paper I have explored one of them that explains the maturation in designer thinking over time. In order to move to a new perspective of design it is not necessary to leave older views behind. The new principles added as the designer becomes knowledgeable about each new layer adds to the designer’s range and to the sophistication of the designs that are possible. Further consideration of the layering concept will expand our ability to communicate designs in richer detail, achieve more sophisticated designs, and add to our understanding of the design process itself.

Table 1. Model/Content Layer Description

Layer Design Goals	Common Layer Design Constructs
---------------------------	---------------------------------------

(Incomplete sample list)

To define the units of
content segmentation

To define the method of
content capture

To gather content elements

To articulate content
structures:

With the Strategy layer

With the Control layer

With the Message layer

With the Representation
layer

With the Logic layer

With the Management layer

Model

Relation

Production rule

Working Memory Element

Proposition

Fact

Concept

Rule

Principle

Task

Task grouping

Theme

Topic

Main idea

Semantic relationship

Chapter

Design Processes: Task Analysis, Cognitive Task Analysis, Rule Analysis, Content Analysis, Concept Mapping

Design/Production Tools: Data base software, Analysis software

Table 2. Strategy/Event Layer Description

Layer Design Goals	Common Layer Design Constructs
To define event structures (time structures)	(Incomplete sample list) Problem
To define event hierarchies	Information event
To define rules for event generation	Interaction event
To articulate strategy structures:	Exercise
With the Content layer	Instructional period
With the Control layer	Discovery challenge
With the Message layer	Unit
With the Representation layer	Lesson
With the Logic layer	Strategy component
With the Management layer	Argument
	Argument support

Design Processes: Strategy planning, Problem planning, Challenge formation, Activity planning, Exercise design

Design/Production Tools: Data base software

Table 3. Control Layer Description

Layer Design Goals	Common Layer Design Constructs
---------------------------	---------------------------------------

To define the set of possible user actions

To define the rules of control availability

To define the rules for control action

To define the rules/processes for response

recognition, parsing, and judging

To articulate control structures:

With the Content layer

With the Strategy layer

With the Message layer

With the Representation layer

With the Logic layer

With the Management layer

(Incomplete sample list)

Menu item

Administrative control

Strategy control

Message control

Representation control

Logic control

Content control

Forward, Back

Play, FF, FR, Stop, Pause

Exit, Quit

Design Processes: Flow planning, Control walk-through, Diagramming

Design/Production Tools: Flowcharting, GUI-logic construction authoring systems

Table 4. Message Layer Description

Layer Design Goals	Common Layer Design Constructs
---------------------------	---------------------------------------

(Incomplete sample list)

To define message types	Main idea Example Non-Example Discussion block Commentary Advance organizer
To define message composition by type	Primitive message element Spatial relationship
To define rules for message generation	Temporal relationship Causal relationship
To articulate message structures:	Hierarchical relationship
With the Content layer	Explanation
With the Strategy layer	Stem
With the Control layer	Distractor
With the Representation layer	Response request
With the Logic layer	Transition message
With the Management layer	Goal statement Directions "Resource" Database entry Coaching message Feedback message Hint

Design Processes: Message design, Strongly related to Strategy design

Design/Production Tools: Timeline-building tools, Flow diagrams

Table 5. Representation Layer Description

Layer Design Goals	Common Layer Design Constructs
---------------------------	---------------------------------------

To select media	
To define media channels	
To define channel synchronizations	
To define representation structures by type	(Incomplete sample list)
To select production tools	Background
To match production tool structures	Resource file (audio, video)
To define rules display structure	Resource file (BMP, JPG, GIF, MPG)
To define rules for display generation	Headline, Body
To define rules for structure generation	Placeholder
To define rules for display management	3-D object
To articulate representation structures:	Rendering
With the Content layer	Animation
With the Strategy layer	Tag parameter
With the Control layer	Sprite
With the message layer	Control icon
With the Logic layer	Layer (e.g., Photoshop, Dreamweaver)
With the Management layer	

Design Processes: Display design, Formatting, Display event sequencing, Media channel synchronization, Media channel assignment

Design/Production Tools: All content/resource production tools for all media, All layout or formatting tools for all media, Display managers

Table 6. Logic Layer Description

Layer Design Goals	Common Layer Design Constructs
To define media-logic structures by type	(Incomplete sample list)
To define rules to apply logic structures	Display
To select logic construction tools	Branch
To define segmentation/packaging plan	Program
To define logic distribution plan (time)	Command
To articulate logic structures:	Procedure
With the Content layer	Program object
With the Strategy layer	Applet
With the Control layer	Application
With the Message layer	Book, object
With the Representation layer	Movie, stage, actor
With the Management layer	Object, Method, Data
	Site, Page
Design Processes: Program design, Program construction	
Design/Production Tools: All logic production tools, Modeling languages (e.g., UML)	

Table 7. Management Layer Description

Layer Design Goals	Common Layer Design Constructs
---------------------------	---------------------------------------

To define session control rules/procedures

To define the rules for initiative sharing

To define transition between events

To define record keeping and recording

To define variable-keeping and use

To define outside communications:

Host, Peer, Net, Libraries, Databases

(Incomplete sample list)

To define data reporting:

Learner, Instructor, System

To plan security/privacy policy/provisions

To plan evaluation activities

To plan implementation activities

To plan management activities

To articulate management structures:

With the Content layer

With the Strategy layer

With the Control layer

With the Message layer

With the Representation layer

With the Logic layer

Menu

Record

Variable

Database entry

Design Processes: Management planning, Implementation planning, Evaluation planning

Design/Production Tools: Data base software

Application Exercises

- Select one centrism and describe its strengths and weaknesses.
- Examine an online course that you have taken in the past. Identify the elements included in each design layer.

References

Anderson, J. R. (1993). *Rules of the Mind*. Hillsdale, NJ: Lawrence Erlbaum Associates.

Anderson, R. C. (1967). Educational Psychology. *Annual Review of Psychology*, 18:103-64.

Brand, S. (1994). *How Buildings Learn: What Happens After They're Built*. New York: Penguin.

Brown, A. L. & Palincsar, A. S. (1989). Guided, Cooperative Learning and Individual Knowledge Acquisition. In L. B. Resnick (Ed.), *Knowing, Learning, and Instruction: Essays In Honor of Robert Glaser*. Hillsdale, NJ: Lawrence Erlbaum Associates.

Carroll, J. M. (1997). Human-Computer Interaction: Psychology as a Science of Design. *Annual Review of Psychology*, 48: 61-83.

Gagne, R. M. (1985). *The Conditions of Learning (4th ed.)*. New York: Holt Rinehart & Winston.

Gagne, R. M. & Dick, W. (1983). Instructional Psychology. *Annual Review of Psychology*, 34:261-295.

Gagne, R. M. & Rohwer, W. D. (1969). Instructional Psychology. *Annual Review of Psychology*, 21:381-418.

Gibbons, A. S. & Fairweather, P. G. (2000). Computer-Based Instruction. In S. Tobias and J. D. Fletcher (Eds.), *Training and Retraining: A Handbook for Business, Industry, Government, and the Military*. New York: Macmillan Reference USA.

Gibbons, A. S., Lawless, K., Anderson, T. A. & Duffin, J. (2001). The Web and Model-Centered Instruction. In B. Khan (Ed.), *Web-Based Training*. Englewood Cliffs, NJ: Educational Technology Publications.

Gibbons, A. S., Fairweather, P. G., Anderson, T. A. & Merrill, M. D. (1997). Simulation and Computer-Based Instruction: A Future View. In C. R. Dills and A. J. Romiszowski (Eds.), *Instructional Development Paradigms*. Englewood Cliffs, NJ: Educational Technology Publications.

Gibbons, A. S., Nelson, J. & Richards, R. (2000). The Architecture of Instructional Simulation: A Design for Tool Construction. Center for Human-System Simulation Technical Report, Idaho Falls, ID: Idaho National Engineering and Environmental Laboratory.

Glaser, R. & Resnick, L. B. (1972). Instructional Psychology. *Annual Review of Psychology*, 24:207-276.

Lumsdaine, A. A. & May, M. A. (1965). Mass Communication and Educational Media. *Annual Review of Psychology*, 17:475-534.

McKeachie, W. J. (1974). Instructional Psychology. *Annual Review of Psychology*, 26:161-193.

Medin, D. L., Lynch, E. B., & Solomon, K. O. (2000). Are There Kinds of Concepts? *Annual Review of Psychology*, 47:513-539.

Merrill, M. D. (1994). *Instructional Design Theory*. Englewood Cliffs, NJ: Educational Technology Publications.

Norman, D. A. (1988). *The Psychology of Everyday Things*. New York: Basic Books.

Norman, D. A. (1999). *The Invisible Computer*. Cambridge, MA: MIT Press.

Palincsar, A. S. (1998). Social Constructivist Perspectives on Teaching and Learning. *Annual Review of Psychology*, 49:345-375.

Pintrich, P. R., Cross, D. R., Kozma, R. B. & McKeachie, W. J. (1986). Instructional Psychology. *Annual Review of Psychology*, 37:611-651.

Resnick, L. B. (1981). Instructional Psychology. *Annual Review of Psychology*, 32:659-704.

Sandoval, J. (1995). Teaching in Subject Matter Areas: Science. *Annual Review of Psychology*, 46:355-374.

Schank, R. C. (1994). *Inside Case-Based Explanation*. Hillsdale, NJ: Lawrence Erlbaum Associates.

Snow, R. E. & Swanson, J. (1992). Instructional Psychology: Aptitude, Adaptation, and Assessment. *Annual Review of Psychology*, 43:583-626.

VanLehn, K. (1993). Problem Solving and Cognitive Skill Acquisition. In M. I. Posner (Ed.), *Foundations of Cognitive Science*. Cambridge, MA: MIT Press.

VanLehn, K. (1996). Cognitive Skill Acquisition. *Annual Review of Psychology*, 47: 513-539.

Voss, J. F., Wiley, J. & Carretero, M. (1995). Acquiring Intellectual Skills. *Annual Review of Psychology*, 46:155-181.

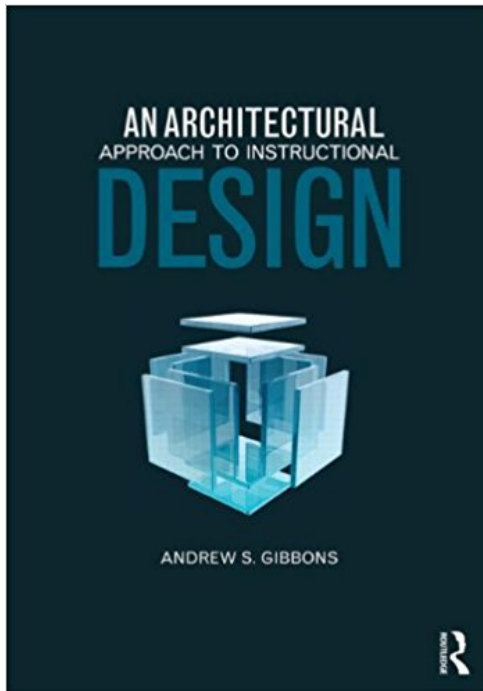
Wittrock, M. C. & Lumsdaine, A. A. (1977). Instructional Psychology. *Annual Review of Psychology*, 28:417-459.

Zhang, J., Gibbons, A. S. & Merrill, M. D. (1997). Automating the Design of Adaptive and Self-Improving Instruction. In C. R. Dills and A. J. Romiszowski (Eds.), *Instructional Development Paradigms*. Englewood Cliffs, NJ: Educational Technology Publications.

Further Resources

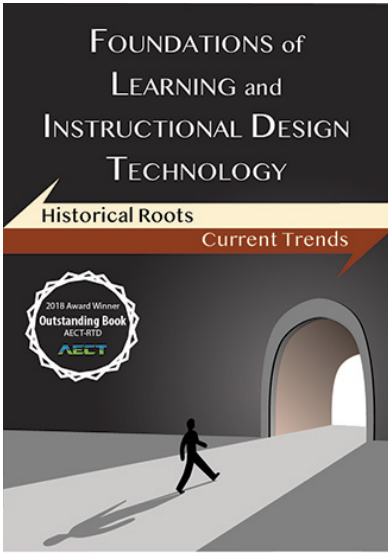
For more information on Andrew Gibbons' theory of design layers, see the following resources:

- Gibbons, A. S. & Rogers, P. C. (2009). The architecture of instructional theory. In C. M. Reigeluth & A. Carr-Chellman (Eds.), *Instructional-design theories and models, Volume III: Building a common knowledge base*. New York: Routledge.
- Gibbons, A. S., & Langton, M. B. (2016). The application of layer theory to design: the control layer. *Journal of Computing in Higher Education*, 28(2), 97-135.
- Gibbons, A. S. (2013). *An architectural approach to instructional design*. Routledge.





Please complete this short survey to provide feedback on this chapter:
<http://bit.ly/DesignLayers>



Richard E. West



Gibbons, A. (2018). What and how do designers design? A Theory of Design Structure and Layers. In R. E. West (Ed.), *Foundations of Learning and Instructional Design Technology*. EdTech Books.
https://edtechbooks.org/lidtfoundations/what_and_how_d_o_designers_design



Copyrighted: This work is copyrighted by the original author or publisher with all rights reserved. You are permitted to read, share, and print

the original work, but for additional permissions, please contact the original author or publisher.